

Manuelle Funktionsdiagnostik

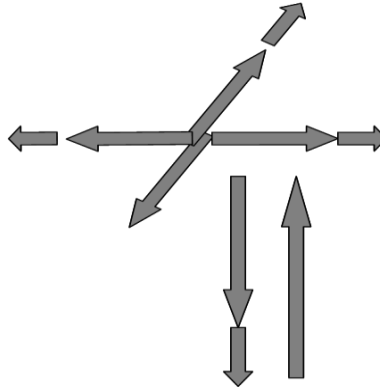
© Sabbagh

Datum:

Name:.....

Geburtsdatum:.....

Anschrift:.....



Anamnese:.....

.....

.....

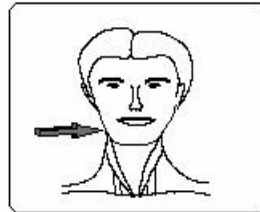
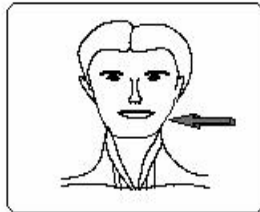
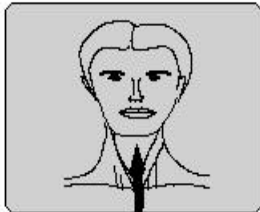
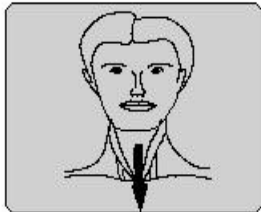
.....

.....

.....

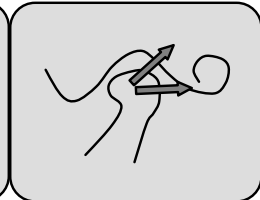
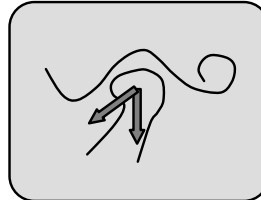
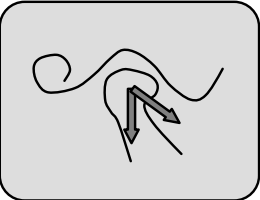
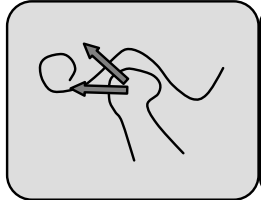
.....

Isometrische Anspannung



Schmerz: S
 Kraft: KF
 Verkürzung: V
 Trigger: T

Passive Kompression und Traktion

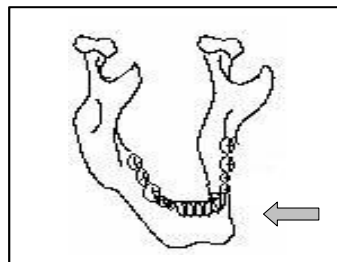
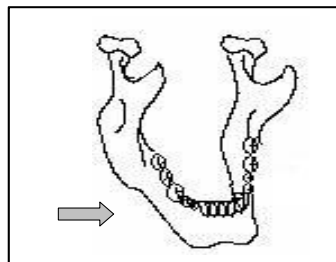
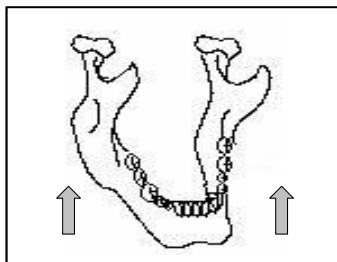


Endgefühl:

Normal: EN
 Zu Hart: EH
 Zu Weich: EW
 Schmerzhaft: ES

Limitation: L

Dynamische Kompression & Translation



Knacken: K
 Reiben: R

Lauter: +
 Leiser: -
 Früher: <
 Später: >
 Verschwunden: 0
 Unverändert: =

.....

.....

.....

.....

.....